

SOLID TO SUCCEED

XC9150



ELECTRIC DRIVE LOADER



 **XCMG EARTHMOVING MACHINERY
BUSINESS DIVISION**

ADDRESS: NO. 99, KUNPENG NORTH ROAD, XUZHOU ECONOMIC
DEVELOPMENT ZONE, JIANGSU PROVINCE, CHINA
ZIP CODE: 221004 EMAIL: sales@xcmg.com
TEL: +86-51687560286 SITE: <http://www.xcmg.com>

2024-07

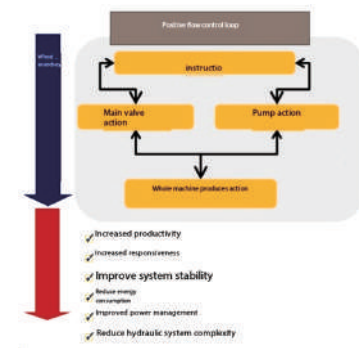
Main features of the product

The XCMG XC9150 electric drive loader is a high-efficiency construction machinery specifically tailored for large-scale open-pit mining operations. Independently developed by XCMG Group, this model possess a rated load capacity of 15 tons and is equipped with advanced four-wheel independent drive technology.


This ensures a robust structure, powerful performance, reliable stability, and a safe and comfortable working environment for operators. The loader features an AC-direct-AC high-voltage electric drive system, which not only enhances transmission efficiency and response speed but also incorporates special functions such as anti-slip,limp home, and automatic protection.

Technical Innovations and Core Advantages

- ▼ The core technology of the XC9150 loader is reflected in the perfect combination of the "electro-hydraulic proportional intelligent control system," the "electronic control positive flow hydraulic system," and the "load sensing electronic control handle steering system," achieving precise and efficient composite actions such as loading, driving, and steering during operation.
- ▼ The "AC-DC-AC" high-voltage electrical transmission system possess high transmission efficiency and fast response speed, saving more than 25% fuel compared to loaders with the same level of hydraulic transmission. It also features special functions such as anti-skid, anti-slip, limp-home return, and automatic protection.
- ▼ Hybrid power and energy recovery effectively recycle energy generated by the "integrated electro-hydraulic braking" system and utilize it to drive the wheel-side motors, reducing mechanical brake wear.



- ▼ In these key technological areas, the XC9150 loader has overcome significant challenges, possessing complete independent intellectual property rights and core technology.
- ▼ Over 90% of the key components are domestically sourced, showcasing XCMG's strength and innovative spirit in the field of large-tonnage loaders.



Main features of the product



Design and Structural Features

- ▼ The primary structural components of the XC9150 are made from low-temperature, high-strength structural steel, complemented by XCMG's signature single-arm structure work device. This design allows the loader to adapt to variable loads and harsh working environments.



- ▼ Lightweight design further enhances the overall work efficiency and payload capacity. The intelligent human-machine visual interaction system provides operators with real-time, safe, convenient, and quick monitoring and diagnostic functions, ensuring comprehensive safety protection.

Operational Comfort and Safety


- ▼ The design of the XC9150 loader's cab takes into account the comfort and safety of the operator. The new integrated pressurized cab meets international standards for rollover protection and falling object protection.
- ▼ It is equipped with adjustable air-suspended, streamlined, vibration-dampening seats, significantly reducing cab vibration and noise. The intelligent temperature control system for heating and cooling provides a comfortable working environment with optimal temperature, ultra-quiet operation, and a dust-free interior.
- ▼ Additionally, the 360° surround view reversing imaging system reduces blind spots and enhances operational safety.



Main features of the product

Enhanced Control and Durability Features

- ▼ The XCMG XC9150 electric drive loader is engineered with a advance electronically controlled steering handle that boasts a memory function limit mechanism, significantly enhancing the machine's operational accuracy and driving experience of the machine.
- ▼ This advanced steering system offers an intuitive interface for comfortable and accurate control, contributing to improved efficiency in mining operations.
- ▼ One of the innovative features of the XC9150 is the inclusion of a limit sensing device with angle memory capabilities.
- ▼ This device allows the machine to automatically return to preset positions for lifting and unloading, ensuring accurate and consistent operation.
- ▼ The precision of the limit device minimizes impact and eliminates the need for repetitive manual adjustments, thereby reducing the workload and increasing the overall productivity of the machine.



- ▼ A key highlight of the XC9150's design is the robust single-arm structure work linkage, which has been meticulously analyzed through finite element simulation to ensure it can endure the rigors of various working conditions.
- ▼ This linkage is crafted from high-strength structural steel known for its exceptional durability and resistance to wear, ensuring that both the arm and bucket can handle the toughest lifting and material handling tasks with ease.
- ▼ It is built to excel in the challenging environment of large-scale mining, providing a reliable and high-performance solution for professionals in the industry.

Main features of the product



Maintenance and Operational Efficiency

- ▼ The design of the XC9150 loader also emphasizes the convenience of maintenance and operational efficiency. Multiple maintenance platforms and centralized maintenance points are strategically located throughout the machine, with rotatable structures on the hoods for easy access, reducing downtime for maintenance.



- ▼ The centralized lubrication system and the centralized pressure test outlets for the hydraulic system further improve maintenance efficiency.



Intelligent Management System

- ▼ The XCMG intelligent management system provides users with the ability to monitor the operation and maintenance status of the equipment in real-time. Through data collection and analysis, the system enables precise evaluation of user projects, ensuring optimal equipment matching and efficient operation.

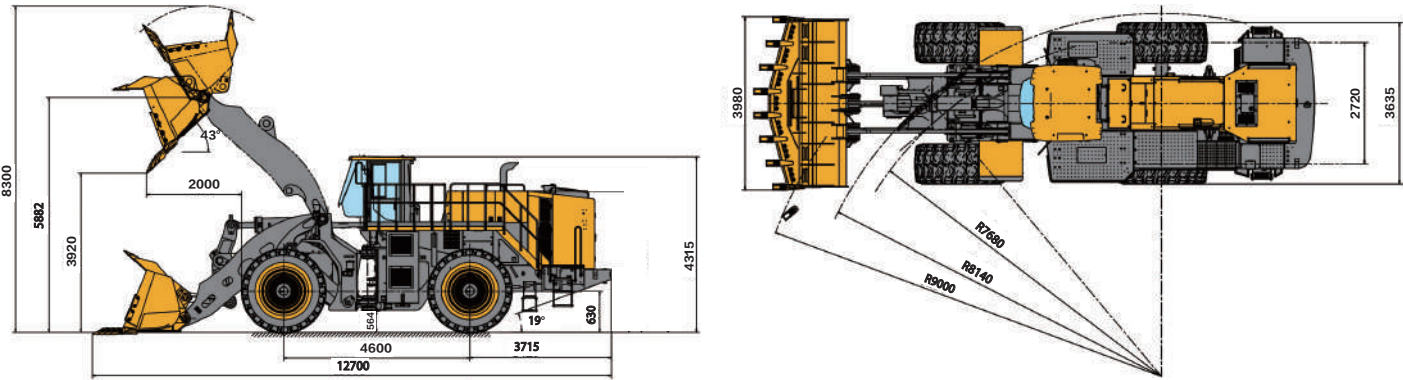


Management Benefits

- ▼ By optimizing equipment matching, the system enhances production and management efficiency, while lowering operating costs and risks, ultimately optimizing profitability. Users can easily control the equipment and have full command of all critical information through the intelligent management system.



Main Configuration Parameters



Item		Unit	Parameter
Rated Load		kg	15,000
Bucket Capacity		m ³	5.0-10.0
Overall Weight		kg	55,000
Engine	Model	-	Cummins M15
	Emission Standard	-	National III
	Rated Power/Speed	KW/rpm	563/2100
	Displacement	L	14.5
	Power output	KW	563
Wheelbase		mm	4600
Wheel track		mm	2720
Steering Angle		°	±40
Maximum Climbing Capacity		°	≥19
Breakout Force		kN	≥370
Sum of Three		s	≤15
Lifting Time		m	≤9
Unloading Height		mm	≥3920
Turning Radius		mm	7680
Travel Speed F/R		km/h	12/32
Tire		-	35/65R33
Overall Dimensions Length × Width × Height		mm	12700×3980×4315

- The technology of XCMG wheel loaders is subject to constant improvement and upgrading. In case the specifications or detailed appearance contained in this brochure differ from actual products, the latter shall prevail.
- XCMG reserves the right of final interpretation for the above. Our products may be modified without prior notice to users.